

## Technical Specifications

Model	1212 LPT		
Engine	3.3L NG BS6 Engine		
Power	92 kW (125 Ps) @2600 r/min		
Torque	390 Nm @ 1000-2200 r/min		
Clutch	Single Plate Dry Friction Type, 330mm (Dia)		
Gear Box	GBS 40 Gear Box (5F, 1R)		
Suspension - Front Type	Parabolic leaf spring with Hydraulic Double acting Telescopic Shock Absorbers		
Suspension - Rear Type	Semi-Elliptical Leaf Spring		
Tyres	8.25 R 20 -16 PR Radial (FR-2, RR-4, Spare -2)		
Cabin Type	Day Cab		
Steering Type*	Tilt & Telescope Power Steering (Dia - 426mm)		
Brakes Type	Dual Circuit Full Air S* Cam Brakes With Auto Slack Adjuster (Drum - Drum)		
Ground Clearance (mm)	225		
Gradeability	28.8%		
Rear Axle Ratio	TATA RA 1109R Fully Floating Benjo Axle (RAR - 5.285)		
Battery	12 V - 100 ah		
Fuel Tank Capacity (lt)	160 l		
Load Body Variants	Cab, High Deck		
GVW (kg)	11900		
FAW (kg)	4070		
RAW (kg)	7920		
Long member Size (mm) (LxBxH)	223mm x 60mm x 7mm		
WB	3600	4200	4830
TCD (m)	14.8	16.6	19.2
Load Body Dimensions HSD* (mm) (LxWxH)	5182mm x 2175mm x 1835mm	6096mm x 2175mm x 1835mm	6800mm x 2175mm x 1835mm
Warranty*	3 years/ 3 lakh km		

\*Specifications are subject to change without prior notice. These are indicative photos, specifications for reference only.

\*All dimensions are in mm



## Applications



Parcel & Courier/  
E Commerce



FMCG



Fruits & Vegetables




Industrial Pipes



Industrial  
Components



White Goods



Textiles



Container

Maintenance Activity	Service Interval (km)
Engine oil	60000
T/M oil	120,000
Differential oil	120,000
Power steering oil	120,000
Coolant	240,000
Clutch oil	120,000
Hub grease Front	120,000
Hub grease Rear	120,000

For more information, please visit our website: [www.light-trucks.tatamotors.com](http://www.light-trucks.tatamotors.com)

You can also contact our Sales Office: Tata Motors Limited, 4th Floor, Ahura Centre, 82, Mahakali Caves Road, MIDC, Andheri (East), Mumbai - 400 093 or call toll-free no. 1800 209 7979.

Terms & Conditions apply as per the policy of ITGI. Insurance available on light, intermediate & heavy commercial vehicles.

CAUTION: Accessories shown in the picture or elsewhere do not constitute standard fitment. The specifications are merely indicative.

Due to continuous product improvements, these specifications are liable to change without notice.

**TATA MOTORS**

3-YEAR/3-LAKH KM WARRANTY

TATA NEW GENERATION TELEMATICS

**SAMPOORNA SEVA**

AAPKE SAATH HAR KADAM

TATA DELIGHT

TATA ZIPPY

TATA OK

TOLL-FREE 1800 209 7979

TATA GENUINE PARTS

TATA SURAKSHA

TATA PROLIFE

TATA KAVACH

TATA ALERT

**TATA MOTORS**  
Connecting Aspirations



# POWERED TO DRIVE PROFITS

## 1212 LPT - BS6



Higher Mileage | Better Total Cost of Ownership | Best in Class Comfort

## IMPROVED PRODUCT PACKAGE



Serrated Coupling flange propeller shaft for better Reliability, Maintenance & to improve Power Transmission




New Multifunction Instrument Cluster Features:  
Average Fuel Economy, Digital DEF indicator  
Gear Shift Advisor, Regeneration Indicator  
Tell Tale Symbols



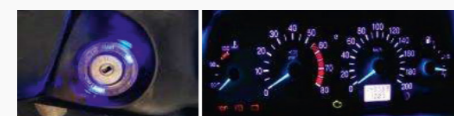
Music system & blaupunkt speakers + USB fast charging



8.25 R 20 -16 PR Radial Tyres for better tyre life and mileage



Reverse parking assistance



White Illumination Facia and Ignition Switches



Advanced Fleet Edge Telematics system - Fleet Manager mobile app, Fleet owner app, Driver app



## IMPROVED DRIVERS' PACKAGE




All weather proof Melba fabric seat with features like reclining, Sliding, and Height adjustable as per weight for best in class driving comfort




Tilt and telescopic Power Steering - Adjustable to any driver with respect to his height



Parabolic suspension with rubber bush, lower cabin NVH with improved engine mount for enhanced cabin comfort



ABC Pedals: Improved Ergonomic pedal positions to reduce fatigue



Regeneration Switch



Cabin Safety - safer all steel cabin with stronger build quality for better safety to the Driver

## EXPERIENCE THE POWER OF CHANGE



## EXPERIENCE THE POWER OF CHANGE

BS6

THE POWER OF 6



1 Power of Business Profit



2 Power of Vehicle Performance



3 Power of Driving Comfort



4 Power of Convenience & Connectivity



5 Power of Value



6 Power of Safety & Security

## 1212 LPT - BS6

King of Ecommerce, Parcel Courier & Market Load in BS4 is ready with improved mileage, TCO and Comfort in BS6.

Introducing new 1212 LPT BS6 with refined and most advanced 3.3L NG engine for higher mileage and better drivability. Tata Motors Expertise on BS6 technology and our continuous endeavour to improve the TCO and mileage of the vehicle has made 1212 LPT as customer's first choice in this segment.

1212 LPT comes with lot of first in its segment features like Reverse parking Buzzer, GSA, Music system with Fast USB charger, advance telematics etc. Most suitable vehicle for all applications in this segment



## Axle



Front Axle - Heavy duty forged I beam, reverse elloit type

Rear Axle - Fully floating TATA RA1109R (RAR - 5.285) Benjo type heavy duty axle

## Chasis



Depth - 223mm, Flange Width - 60mm, Thickness - 7mm (Ladder type heavy duty frame with Riveted/boted cross members)

## Clutch



330mm Single plate dry friction type Low hysteresis clutch with high size clutch Booster to reduce the clutching efforts

## Brakes



Full Air S cam Brakes with Auto slack Adjuster, Brake drum diameter - 360 mm

## Engine



3.3L NG BS6 Engine with 92kW (125Ps) power and 390 Nm torque @ 1000 - 2200 r/min

Improved Low end torque with flatter torque over wider RPM band for better drivability and higher mileage

## Gear Box



GBS40, Manual Synchromesh (5F +1R)

Lower Gear Shift Effort with optimized Gear Shift travel

Gear Shift Advisor